

## MLS Area: Glencoe



**ART WILSON**  
 Broker, Realtor  
 847-363-1599  
 www.NorthShoreHomesOnline.com  
 Art.Wilson@cbexchange.com



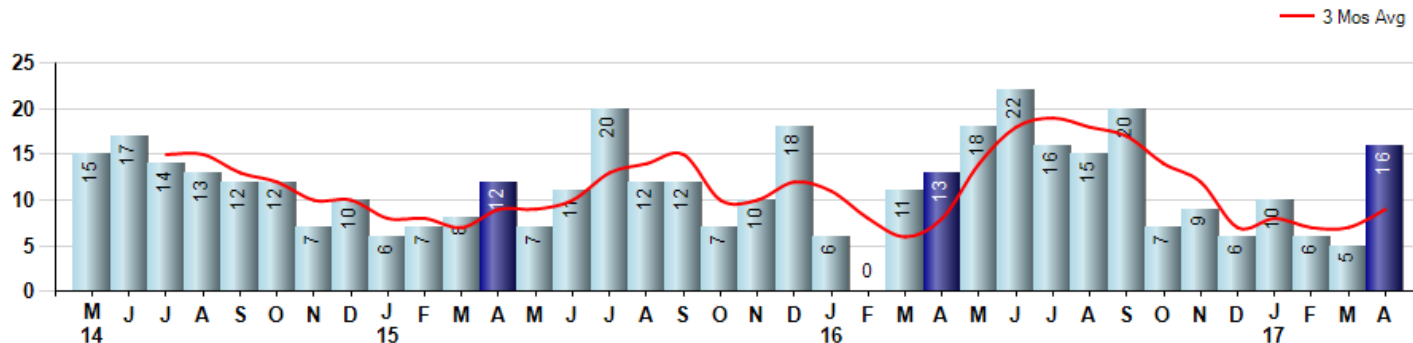
Price Range: 0 to 999999999 | Properties: Single Family Home, Townhome, Condo

Market Profile & Trends Overview	Month	Trending Versus*:				YTD	Trending Versus*:	
		LM	L3M	PYM	LY		PriorYTD	PriorYear
Median List Price of all Current Listings	\$1,197,500	↑		↔				
Average List Price of all Current Listings	\$1,468,679	↑		↑				
April Median Sales Price	\$783,750	↑	↑	↓	↓	\$650,500	↓	↓
April Average Sales Price	\$1,257,050	↑	↑	↓	↑	\$978,373	↓	↓
Total Properties Currently for Sale (Inventory)	114	↑		↔				
April Number of Properties Sold	16	↑		↑		37	↑	
April Average Days on Market (Solds)	82	↓	↔	↑	↑	82	↑	↑
April Month's Supply of Inventory	7.1	↓	↓	↓	↓	13.4	↑	↑
April Sale Price vs List Price Ratio	88.3%	↑	↔	↓	↓	88.3%	↓	↓

\* LM=Last Month / L3M=Last 3 Months / PYM=Same Month Prior Year / LY=Last Year / YTD = Year-to-date

### Property Sales

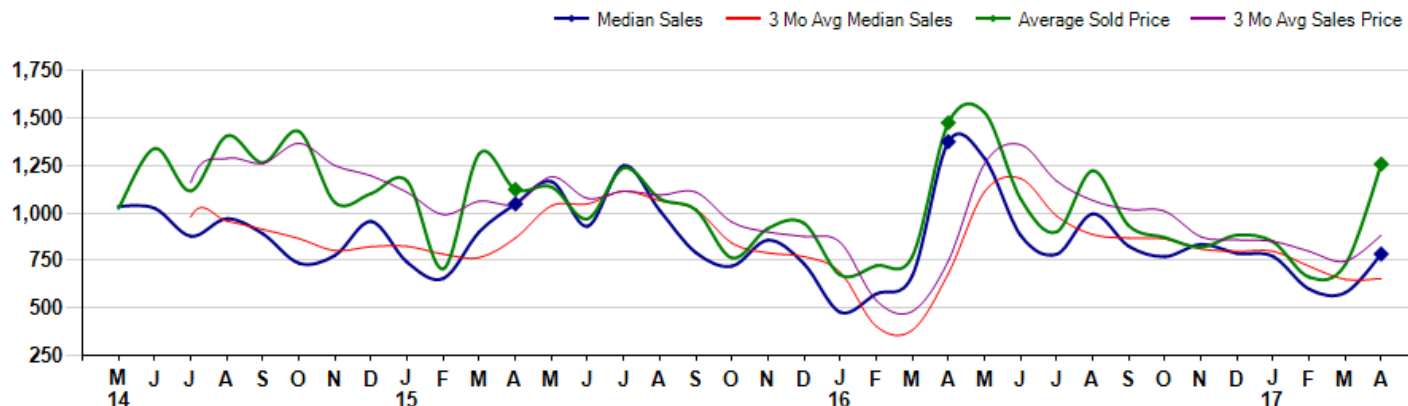
April Property sales were 16, up 23.1% from 13 in April of 2016 and 220.0% higher than the 5 sales last month. April 2017 sales were at their highest level compared to April of 2016 and 2015. April YTD sales of 37 are running 23.3% ahead of last year's year-to-date sales of 30.



### Prices

The Median Sales Price in April was \$783,750, down -43.0% from \$1,375,000 in April of 2016 and up 35.1% from \$580,000 last month. The Average Sales Price in April was \$1,257,050, down -14.8% from \$1,474,615 in April of 2016 and up 72.8% from \$727,400 last month. April 2017 ASP was at a mid range compared to April of 2016 and 2015.

Median means Middle (the same # of properties sold above and below Median) (000's)



© 2017 Coldwell Banker Real Estate LLC. All Rights Reserved. Coldwell Banker Residential Brokerage fully supports the principles of the Fair Housing Act and the Equal Opportunity Act. Coldwell Banker Residential Brokerage is operated by a subsidiary of NRT LLC. Coldwell Banker and the Coldwell Banker Logo are registered service marks owned by Coldwell Banker Real Estate LLC.

Based on information from Midwest Real Estate Data LLC for the period 5/1/2014 through 4/30/2017. Due to MLS reporting methods and allowable reporting policy, this data is only informational and may not be completely accurate. Therefore, Coldwell Banker Residential Brokerage does not guarantee the data accuracy. Data maintained by the MLS's may not reflect all real estate activity in the market.



## MLS Area: Glencoe



**ART WILSON**  
 Broker, Realtor  
 847-363-1599  
 www.NorthShoreHomesOnline.com  
 Art.Wilson@cbexchange.com



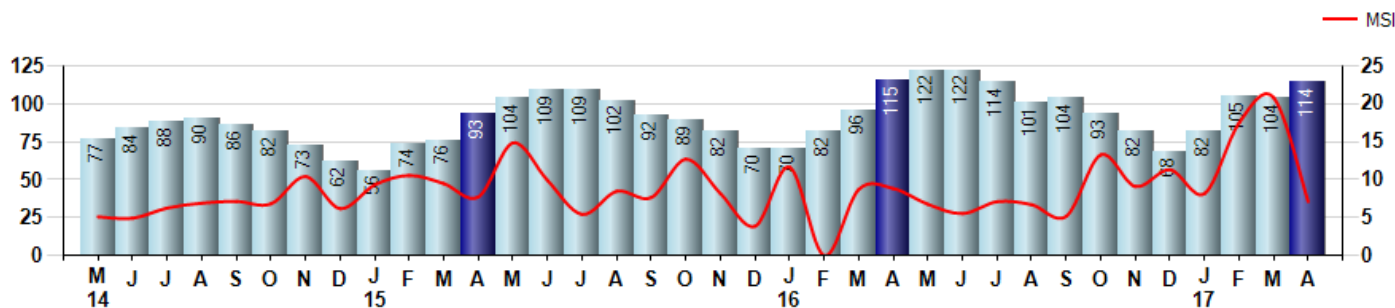
Price Range: 0 to 999999999 | Properties: Single Family Home, Townhome, Condo

### Inventory & MSI

The Total Inventory of Properties available for sale as of April was 114, up 9.6% from 104 last month and down -0.9% from 115 in April of last year. April 2017 Inventory was at a mid range compared to April of 2016 and 2015.

A comparatively lower MSI is more beneficial for sellers while a higher MSI is better for buyers. The April 2017 MSI of 7.1 months was at its lowest level compared with April of 2016 and 2015.

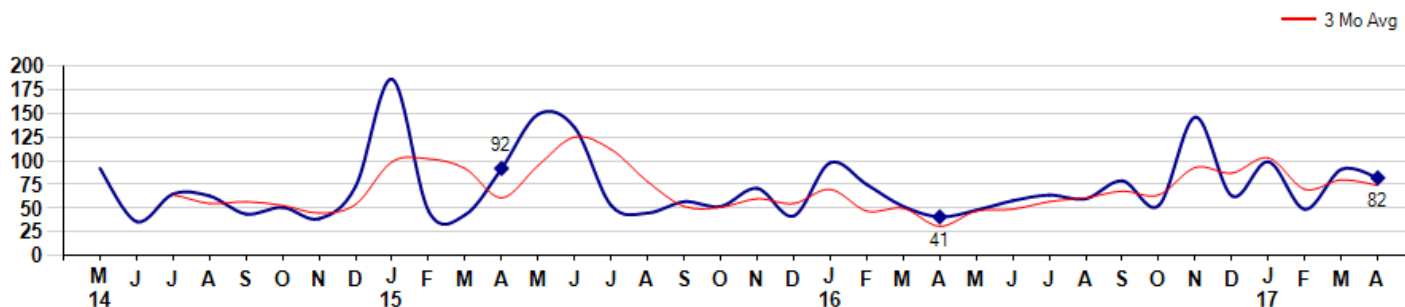
MSI is the # of months needed to sell all of the Inventory at the monthly Sales Pace



### Market Time

The average Days On Market(DOM) shows how many days the average Property is on the Market before it sells. An upward trend in DOM tends to indicate a move towards more of a Buyer's market, a downward trend a move towards more of a Seller's market. The DOM for April was 82, down -9.9% from 91 days last month and up 100.0% from 41 days in April of last year. The April 2017 DOM was at a mid range compared with April of 2016 and 2015.

Average Days on Market(Listing to Contract) for properties sold during the month



© 2017 Coldwell Banker Real Estate LLC. All Rights Reserved. Coldwell Banker Residential Brokerage fully supports the principles of the Fair Housing Act and the Equal Opportunity Act. Coldwell Banker Residential Brokerage is operated by a subsidiary of NRT LLC. Coldwell Banker and the Coldwell Banker Logo are registered service marks owned by Coldwell Banker Real Estate LLC.

Based on information from Midwest Real Estate Data LLC for the period 5/1/2014 through 4/30/2017. Due to MLS reporting methods and allowable reporting policy, this data is only informational and may not be completely accurate. Therefore, Coldwell Banker Residential Brokerage does not guarantee the data accuracy. Data maintained by the MLS's may not reflect all real estate activity in the market.



## MLS Area: Glencoe



**ART WILSON**  
 Broker, Realtor  
 847-363-1599  
 www.NorthShoreHomesOnline.com  
 Art.Wilson@cbexchange.com

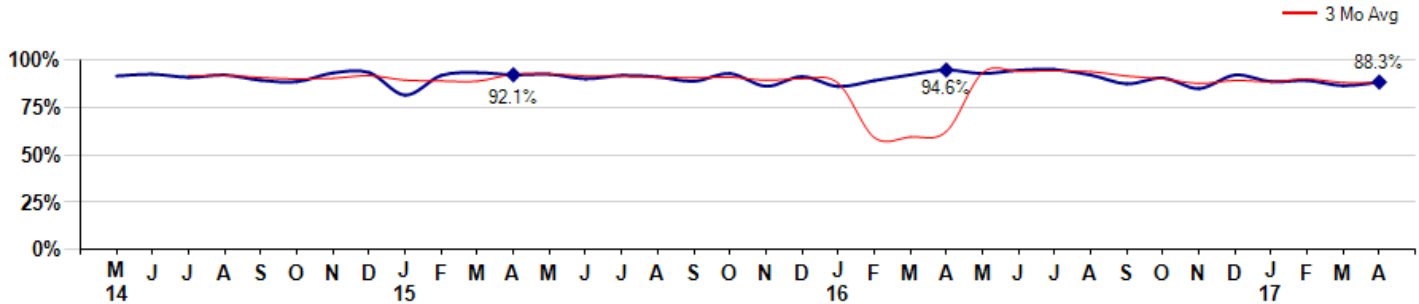


Price Range: 0 to 999999999 | Properties: Single Family Home, Townhome, Condo

### Selling Price vs Listing Price

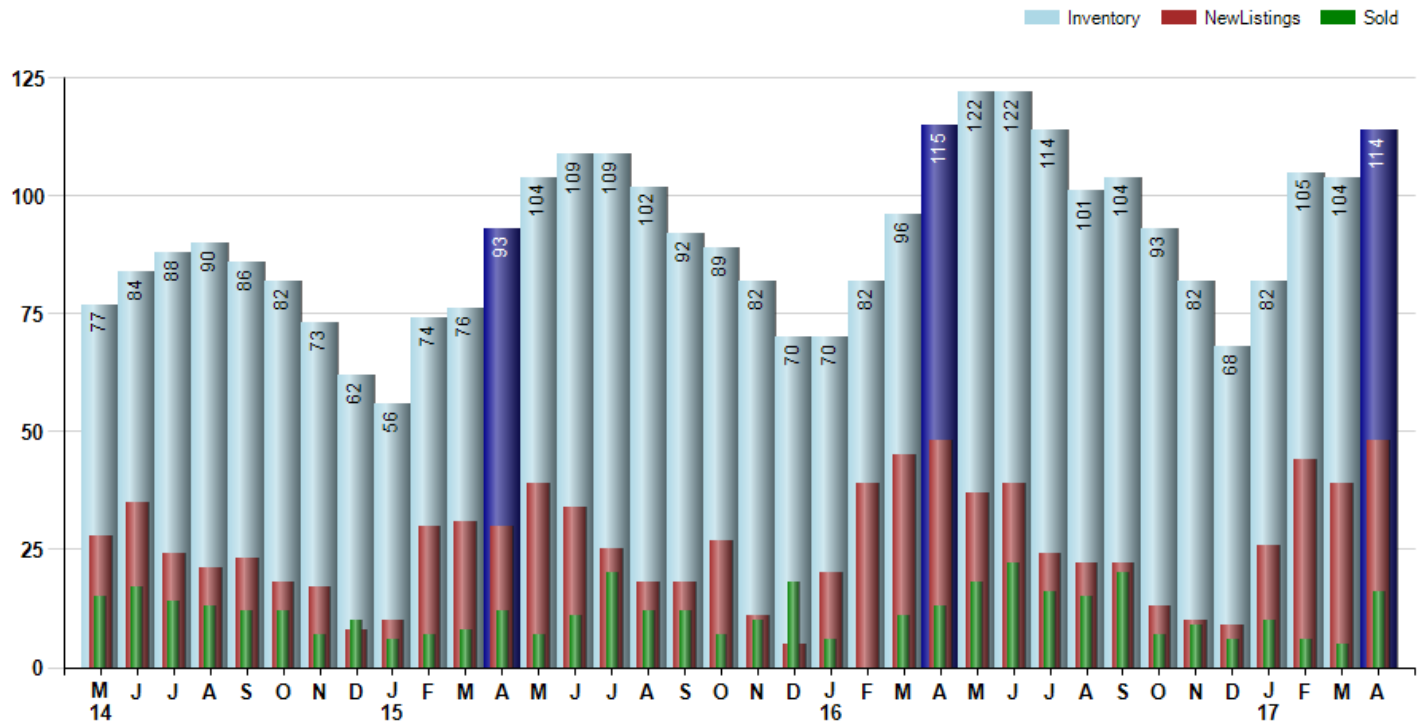
The Selling Price vs Listing Price reveals the average amount that Sellers are agreeing to come down from their list price. The lower the ratio is below 100% the more of a Buyer's market exists, a ratio at or above 100% indicates more of a Seller's market. The April 2017 Selling Price vs List Price of 88.3% was up from 86.4% last month and down from 94.6% in April of last year.

Avg Selling Price divided by Avg Listing Price for sold properties during the month



### Inventory / New Listings / Sales

This last view of the market combines monthly inventory of Properties for sale along with New Listings and Sales. The graph shows the basic annual seasonality of the market as well as the relationship between these items. The number of New Listings in April 2017 was 48, up 23.1% from 39 last month and equal to 48 in April of last year.



© 2017 Coldwell Banker Real Estate LLC. All Rights Reserved. Coldwell Banker Residential Brokerage fully supports the principles of the Fair Housing Act and the Equal Opportunity Act. Coldwell Banker Residential Brokerage is operated by a subsidiary of NRT LLC. Coldwell Banker and the Coldwell Banker Logo are registered service marks owned by Coldwell Banker Real Estate LLC.

Based on information from Midwest Real Estate Data LLC for the period 5/1/2014 through 4/30/2017. Due to MLS reporting methods and allowable reporting policy, this data is only informational and may not be completely accurate. Therefore, Coldwell Banker Residential Brokerage does not guarantee the data accuracy. Data maintained by the MLS's may not reflect all real estate activity in the market.



# MARKET ACTION REPORT

April 2017

## MLS Area: Glencoe



**ART WILSON**  
 Broker, Realtor  
 847-363-1599  
 www.NorthShoreHomesOnline.com  
 Art.Wilson@cbexchange.com



Price Range: 0 to 999999999 | Properties: Single Family Home, Townhome, Condo

	M 14	J	J	A	S	O	N	D	J 15	F	M	A	M	J	J	A	S	O	N	D	J 16	F	M	A	M	J	J	A	S	O	N	D	J 17	F	M	A
Homes Sold	15	17	14	13	12	12	7	10	6	7	8	12	7	11	20	12	12	7	10	18	6	0	11	13	18	22	16	15	20	7	9	6	10	6	5	16
3 Mo. Roll Avg			15	15	13	12	10	10	8	8	7	9	9	10	13	14	15	10	10	12	11	8	6	8	14	18	19	18	17	14	12	7	8	7	7	9

	(000's) M 14	J	J	A	S	O	N	D	J 15	F	M	A	M	J	J	A	S	O	N	D	J 16	F	M	A	M	J	J	A	S	O	N	D	J 17	F	M	A
Median Sale Price	1,035	1,025	878	970	890	736	777	955	740	655	902	1,048	1,165	930	1,250	1,013	791	720	857	733	478	0	670	1,375	1,288	883	783	995	825	770	835	788	771	599	580	784
3 Mo. Roll Avg			979	958	913	865	801	823	824	783	766	868	1,038	1,048	1,115	1,064	1,018	841	789	770	689	403	383	682	1,111	1,182	984	887	867	863	810	798	798	719	650	654

	M 14	J	J	A	S	O	N	D	J 15	F	M	A	M	J	J	A	S	O	N	D	J 16	F	M	A	M	J	J	A	S	O	N	D	J 17	F	M	A
Inventory	77	84	88	90	86	82	73	62	56	74	76	93	104	109	109	102	92	89	82	70	70	82	96	115	122	122	114	101	104	93	82	68	82	105	104	114
MSI	5	5	6	7	7	7	10	6	9	11	10	8	15	10	5	9	8	13	8	4	12	0	9	9	7	6	7	7	5	13	9	11	8	18	21	7

	M 14	J	J	A	S	O	N	D	J 15	F	M	A	M	J	J	A	S	O	N	D	J 16	F	M	A	M	J	J	A	S	O	N	D	J 17	F	M	A
Days On Market	92	36	65	63	44	51	39	73	186	47	43	92	149	135	53	45	57	52	71	42	98	0	52	41	48	58	64	60	79	53	146	63	99	49	91	82
3 Mo. Roll Avg			64	55	57	53	45	54	99	102	92	61	95	125	112	78	52	51	60	55	70	47	50	31	47	49	57	61	68	64	93	87	103	70	80	74

	M 14	J	J	A	S	O	N	D	J 15	F	M	A	M	J	J	A	S	O	N	D	J 16	F	M	A	M	J	J	A	S	O	N	D	J 17	F	M	A
Price per Sq Ft	282	327	327	279	266	348	327	297	374	251	377	292	351	286	310	315	255	253	306	272	265	0	242	343	339	310	279	324	294	307	273	261	253	227	288	226
3 Mo. Roll Avg			312	311	291	298	314	324	333	307	334	307	340	310	316	304	293	274	271	277	281	179	169	195	308	331	309	304	299	308	291	280	262	247	256	247

	M 14	J	J	A	S	O	N	D	J 15	F	M	A	M	J	J	A	S	O	N	D	J 16	F	M	A	M	J	J	A	S	O	N	D	J 17	F	M	A
Sale to List Price	0.915	0.924	0.908	0.920	0.892	0.885	0.931	0.933	0.814	0.918	0.932	0.921	0.924	0.900	0.918	0.910	0.887	0.928	0.861	0.912	0.860	0.000	0.921	0.946	0.928	0.945	0.949	0.920	0.874	0.904	0.849	0.920	0.885	0.891	0.864	0.883
3 Mo. Roll Avg			0.916	0.917	0.907	0.899	0.903	0.916	0.893	0.888	0.888	0.924	0.926	0.915	0.914	0.909	0.905	0.908	0.892	0.900	0.878	0.591	0.594	0.622	0.932	0.940	0.941	0.938	0.914	0.899	0.876	0.891	0.885	0.899	0.880	0.879

	M 14	J	J	A	S	O	N	D	J 15	F	M	A	M	J	J	A	S	O	N	D	J 16	F	M	A	M	J	J	A	S	O	N	D	J 17	F	M	A
New Listings	28	35	24	21	23	18	17	8	10	30	31	30	39	34	25	18	18	27	11	5	20	39	45	48	37	39	24	22	22	13	10	9	26	44	39	48
Inventory	77	84	88	90	86	82	73	62	56	74	76	93	104	109	109	102	92	89	82	70	70	82	96	115	122	122	114	101	104	93	82	68	82	105	104	114
Sales	15	17	14	13	12	12	7	10	6	7	8	12	7	11	20	12	12	7	10	18	6	0	11	13	18	22	16	15	20	7	9	6	10	6	5	16

	(000's) M 14	J	J	A	S	O	N	D	J 15	F	M	A	M	J	J	A	S	O	N	D	J 16	F	M	A	M	J	J	A	S	O	N	D	J 17	F	M	A
Avg Sale Price	1,024	1,339	1,115	1,405	1,265	1,429	1,055	1,102	1,167	706	1,313	1,123	1,136	969	1,237	1,075	1,016	763	919	946	674	0	771	1,475	1,529	1,075	900	1,222	933	871	820	883	848	662	727	1,257
3 Mo. Roll Avg			1,160	1,287	1,262	1,366	1,249	1,195	1,108	992	1,062	1,047	1,191	1,076	1,114	1,094	1,109	951	899	876	846	540	482	749	1,258	1,359	1,168	1,066	1,018	1,009	875	858	850	798	746	882

© 2017 Coldwell Banker Real Estate LLC. All Rights Reserved. Coldwell Banker Residential Brokerage fully supports the principles of the Fair Housing Act and the Equal Opportunity Act. Coldwell Banker Residential Brokerage is operated by a subsidiary of NRT LLC. Coldwell Banker and the Coldwell Banker Logo are registered service marks owned by Coldwell Banker Real Estate LLC.

Based on information from Midwest Real Estate Data LLC for the period 5/1/2014 through 4/30/2017. Due to MLS reporting methods and allowable reporting policy, this data is only informational and may not be completely accurate. Therefore, Coldwell Banker Residential Brokerage does not guarantee the data accuracy. Data maintained by the MLS's may not reflect all real estate activity in the market.

