

MLS Area: Evanston



ART WILSON
 Broker, Realtor
 847-363-1599
 www.NorthShoreHomesOnline.com
 Art.Wilson@cbexchange.com



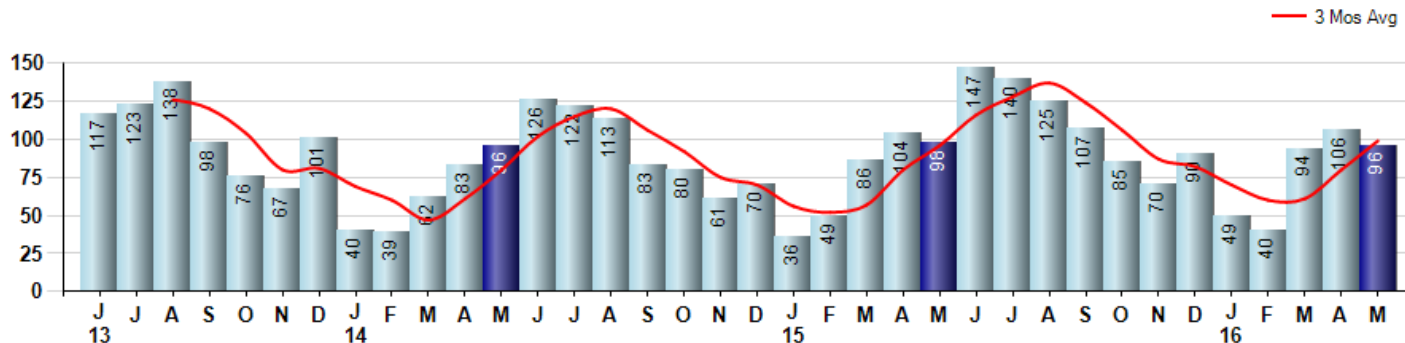
Price Range: \$0 to \$999,999,000 | Properties: Single Family Home, Townhome, Condo

Market Profile & Trends Overview	Month	Trending Versus*:				YTD	Trending Versus*:	
		LM	L3M	PYM	LY		PriorYTD	PriorYear
Median List Price of all Current Listings	\$359,900	↑		↑				
Average List Price of all Current Listings	\$581,040	↑		↑				
May Median Sales Price	\$324,890	↑	↑	↓	↑	\$295,000	↓	↓
May Average Sales Price	\$401,639	↑	↑	↓	↑	\$374,777	↓	↓
Total Properties Currently for Sale (Inventory)	273	↓		↓				
May Number of Properties Sold	96	↓		↓		385	↑	
May Average Days on Market (Solds)	57	↑	↓	↓	↓	66	↓	↑
May Month's Supply of Inventory	2.8	↑	→	↓	↓	4.1	↓	↓
May Sale Price vs List Price Ratio	96.7%	↓	↓	↓	→	96.7%	↑	→

* LM=Last Month / L3M=Last 3 Months / PYM=Same Month Prior Year / LY=Last Year / YTD = Year-to-date

Property Sales

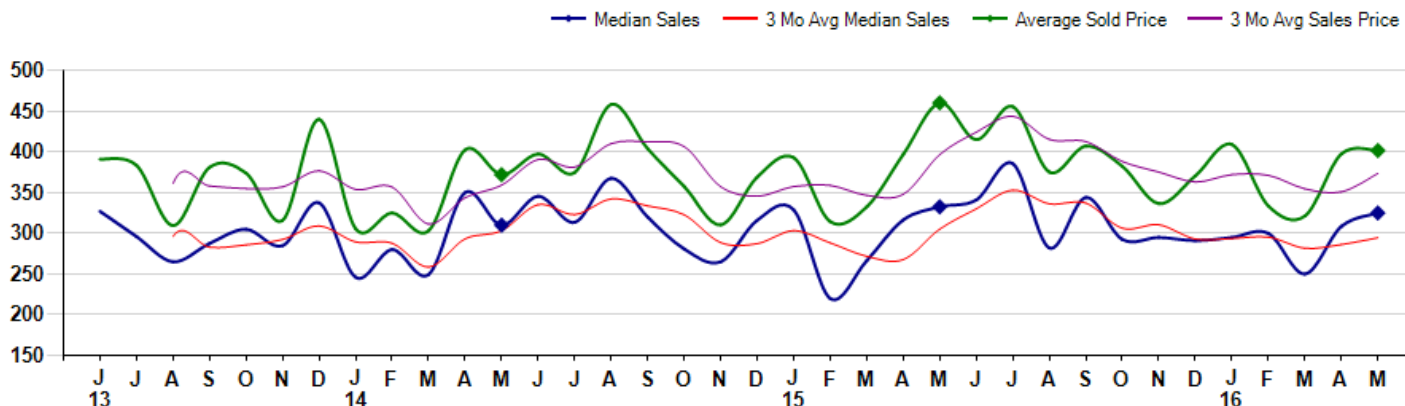
May Property sales were 96, down -2.0% from 98 in May of 2015 and -9.4% lower than the 106 sales last month. May 2016 sales were at their lowest level compared to May of 2015 and 2014. May YTD sales of 385 are running 3.2% ahead of last year's year-to-date sales of 373.



Prices

The Median Sales Price in May was \$324,890, down -2.3% from \$332,500 in May of 2015 and up 5.3% from \$308,500 last month. The Average Sales Price in May was \$401,639, down -12.7% from \$460,279 in May of 2015 and up 1.0% from \$397,532 last month. May 2016 ASP was at a mid range compared to May of 2015 and 2014.

Median means Middle (the same # of properties sold above and below Median) (000's)



© 2016 Coldwell Banker Real Estate LLC. All Rights Reserved. Coldwell Banker Residential Brokerage fully supports the principles of the Fair Housing Act and the Equal Opportunity Act. Coldwell Banker Residential Brokerage is operated by a subsidiary of NRT LLC. Coldwell Banker and the Coldwell Banker Logo are registered service marks owned by Coldwell Banker Real Estate LLC.

Based on information from Midwest Real Estate Data LLC for the period 6/1/2013 through 5/31/2016. Due to MLS reporting methods and allowable reporting policy, this data is only informational and may not be completely accurate. Therefore, Coldwell Banker Residential Brokerage does not guarantee the data accuracy. Data maintained by the MLS's may not reflect all real estate activity in the market.



MLS Area: Evanston



ART WILSON
 Broker, Realtor
 847-363-1599
 www.NorthShoreHomesOnline.com
 Art.Wilson@cbexchange.com



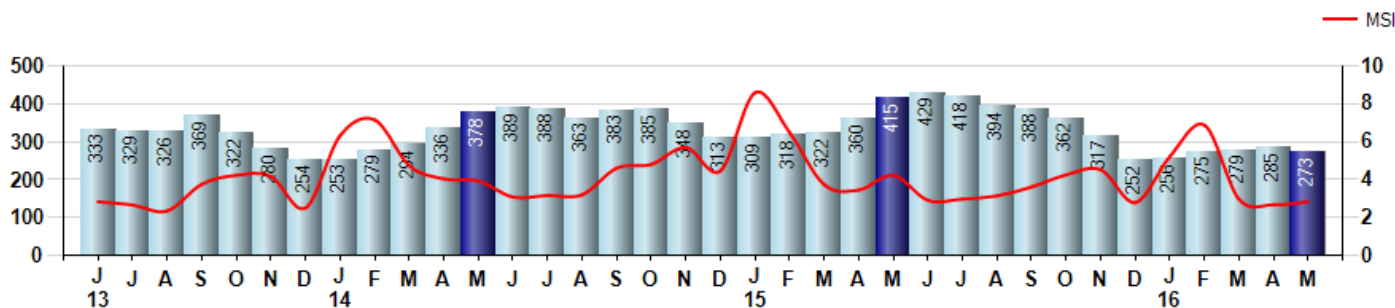
Price Range: \$0 to \$999,999,000 | Properties: Single Family Home, Townhome, Condo

Inventory & MSI

The Total Inventory of Properties available for sale as of May was 273, down -4.2% from 285 last month and down -34.2% from 415 in May of last year. May 2016 Inventory was at the lowest level compared to May of 2015 and 2014.

A comparatively lower MSI is more beneficial for sellers while a higher MSI is better for buyers. The May 2016 MSI of 2.8 months was at its lowest level compared with May of 2015 and 2014.

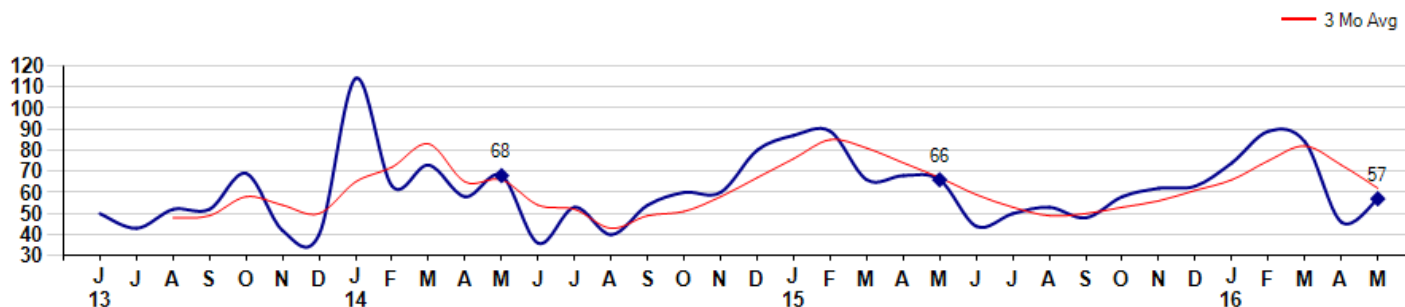
MSI is the # of months needed to sell all of the Inventory at the monthly Sales Pace



Market Time

The average Days On Market(DOM) shows how many days the average Property is on the Market before it sells. An upward trend in DOM tends to indicate a move towards more of a Buyer's market, a downward trend a move towards more of a Seller's market. The DOM for May was 57, up 23.9% from 46 days last month and down -13.6% from 66 days in May of last year. The May 2016 DOM was at its lowest level compared with May of 2015 and 2014.

Average Days on Market(Listing to Contract) for properties sold during the month



© 2016 Coldwell Banker Real Estate LLC. All Rights Reserved. Coldwell Banker Residential Brokerage fully supports the principles of the Fair Housing Act and the Equal Opportunity Act. Coldwell Banker Residential Brokerage is operated by a subsidiary of NRT LLC. Coldwell Banker and the Coldwell Banker Logo are registered service marks owned by Coldwell Banker Real Estate LLC.

Based on information from Midwest Real Estate Data LLC for the period 6/1/2013 through 5/31/2016. Due to MLS reporting methods and allowable reporting policy, this data is only informational and may not be completely accurate. Therefore, Coldwell Banker Residential Brokerage does not guarantee the data accuracy. Data maintained by the MLS's may not reflect all real estate activity in the market.



MLS Area: Evanston



ART WILSON
 Broker, Realtor
 847-363-1599
 www.NorthShoreHomesOnline.com
 Art.Wilson@cbexchange.com

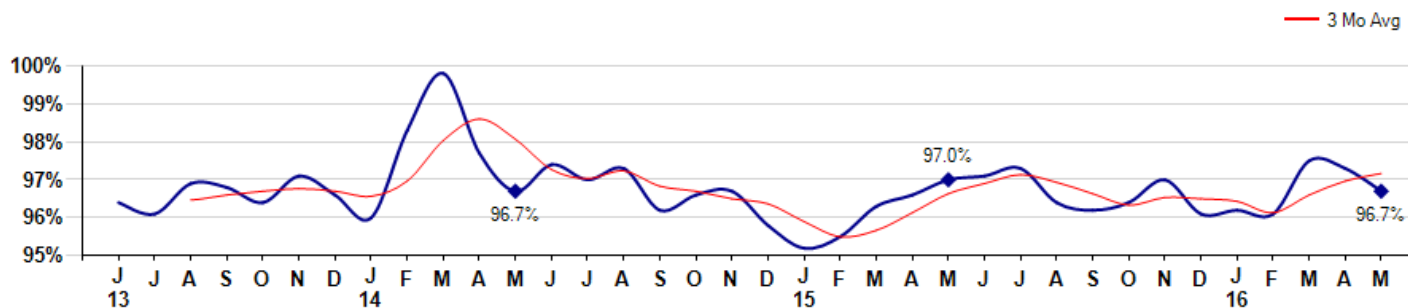


Price Range: \$0 to \$999,999,000 | Properties: Single Family Home, Townhome, Condo

Selling Price vs Listing Price

The Selling Price vs Listing Price reveals the average amount that Sellers are agreeing to come down from their list price. The lower the ratio is below 100% the more of a Buyer's market exists, a ratio at or above 100% indicates more of a Seller's market. The May 2016 Selling Price vs List Price of 96.7% was down from 97.3% last month and down from 97.0% in May of last year.

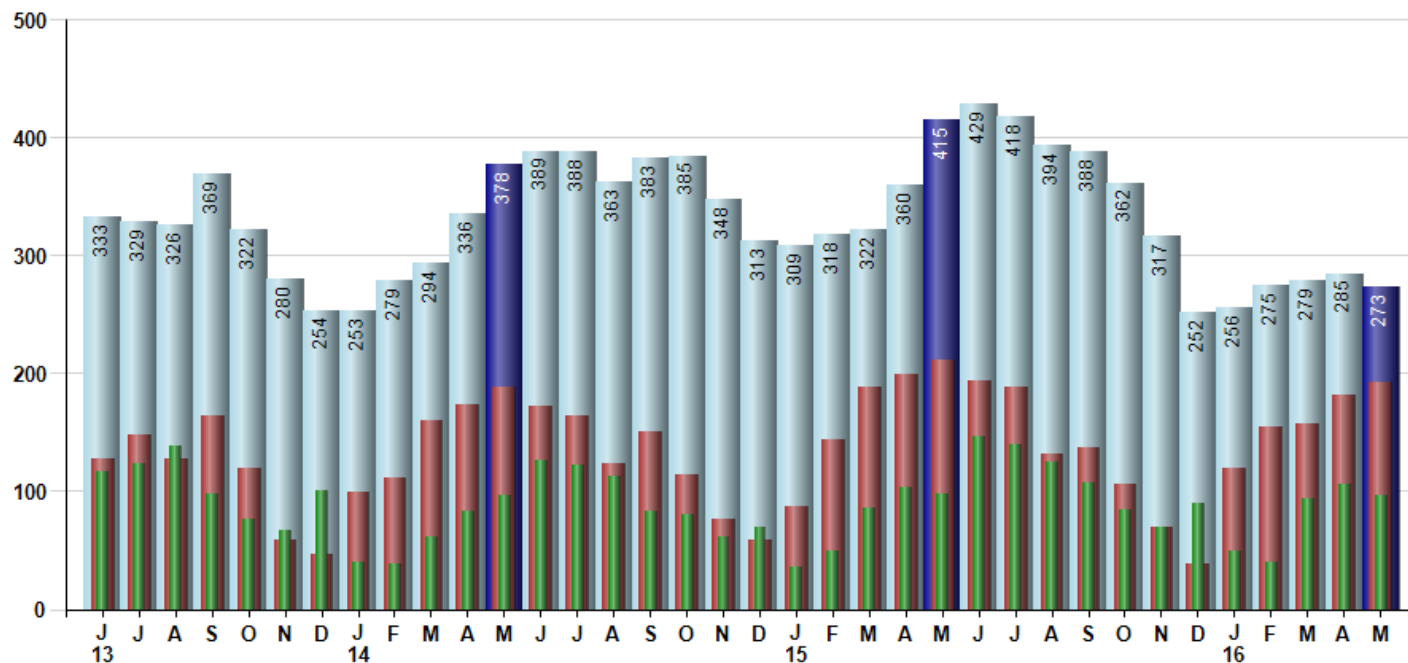
Avg Selling Price divided by Avg Listing Price for sold properties during the month



Inventory / New Listings / Sales

This last view of the market combines monthly inventory of Properties for sale along with New Listings and Sales. The graph shows the basic annual seasonality of the market as well as the relationship between these items. The number of New Listings in May 2016 was 193, up 6.0% from 182 last month and down -8.5% from 211 in May of last year.

Inventory (light blue), New Listings (red), Sold (green)



© 2016 Coldwell Banker Real Estate LLC. All Rights Reserved. Coldwell Banker Residential Brokerage fully supports the principles of the Fair Housing Act and the Equal Opportunity Act. Coldwell Banker Residential Brokerage is operated by a subsidiary of NRT LLC. Coldwell Banker and the Coldwell Banker Logo are registered service marks owned by Coldwell Banker Real Estate LLC.

Based on information from Midwest Real Estate Data LLC for the period 6/1/2013 through 5/31/2016. Due to MLS reporting methods and allowable reporting policy, this data is only informational and may not be completely accurate. Therefore, Coldwell Banker Residential Brokerage does not guarantee the data accuracy. Data maintained by the MLS's may not reflect all real estate activity in the market.



MLS Area: Evanston



ART WILSON

Broker, Realtor

847-363-1599

www.NorthShoreHomesOnline.com

Art.Wilson@cbexchange.com



Price Range: \$0 to \$999,999,000 | Properties: Single Family Home, Townhome, Condo

	J 13	J	A	S	O	N	D	J 14	F	M	A	M	J	J	A	S	O	N	D	J 15	F	M	A	M	J	J	A	S	O	N	D	J 16	F	M	A	M
Homes Sold	117	123	138	98	76	67	101	40	39	62	83	96	126	122	113	83	80	61	70	36	49	86	104	98	147	140	125	107	85	70	90	49	40	94	106	96
3 Mo. Roll Avg			126	120	104	80	81	69	60	47	61	80	102	115	120	106	92	75	70	56	52	57	80	96	116	128	137	124	106	87	82	70	60	61	80	99

(000's)	J 13	J	A	S	O	N	D	J 14	F	M	A	M	J	J	A	S	O	N	D	J 15	F	M	A	M	J	J	A	S	O	N	D	J 16	F	M	A	M
Median Sale Price	327	296	265	288	305	285	338	246	280	250	350	310	346	314	368	320	281	265	316	329	220	267	317	333	341	386	282	344	293	295	291	295	300	250	309	325
3 Mo. Roll Avg			296	283	286	292	309	289	288	259	293	303	335	323	342	334	323	289	287	303	288	272	268	305	330	353	336	337	306	311	293	294	295	282	286	294

	J 13	J	A	S	O	N	D	J 14	F	M	A	M	J	J	A	S	O	N	D	J 15	F	M	A	M	J	J	A	S	O	N	D	J 16	F	M	A	M
Inventory	333	329	326	369	322	280	254	253	279	294	336	378	389	388	363	383	385	348	313	309	318	322	360	415	429	418	394	388	362	317	252	256	275	279	285	273
MSI	3	3	2	4	4	4	3	6	7	5	4	4	3	3	3	5	5	6	4	9	6	4	3	4	3	3	3	4	4	5	3	5	7	3	3	3

	J 13	J	A	S	O	N	D	J 14	F	M	A	M	J	J	A	S	O	N	D	J 15	F	M	A	M	J	J	A	S	O	N	D	J 16	F	M	A	M
Days On Market	50	43	52	52	69	42	40	114	63	73	58	68	36	53	40	54	60	60	80	87	89	66	68	66	44	50	53	48	58	62	63	74	89	84	46	57
3 Mo. Roll Avg			48	49	58	54	50	65	72	83	65	66	54	52	43	49	51	58	67	76	85	81	74	67	59	53	49	50	53	56	61	66	75	82	73	62

	J 13	J	A	S	O	N	D	J 14	F	M	A	M	J	J	A	S	O	N	D	J 15	F	M	A	M	J	J	A	S	O	N	D	J 16	F	M	A	M
Price per Sq Ft	198	216	201	210	192	206	232	203	186	174	231	210	223	214	228	222	218	190	204	236	180	201	226	229	224	234	207	208	204	203	206	235	192	204	221	227
3 Mo. Roll Avg			205	209	201	203	210	214	207	188	197	205	221	216	222	221	223	210	204	210	207	206	202	219	226	229	222	216	206	205	204	215	211	210	206	217

	J 13	J	A	S	O	N	D	J 14	F	M	A	M	J	J	A	S	O	N	D	J 15	F	M	A	M	J	J	A	S	O	N	D	J 16	F	M	A	M
Sale to List Price	0.964	0.961	0.969	0.968	0.964	0.971	0.966	0.960	0.983	0.998	0.977	0.967	0.974	0.970	0.973	0.962	0.966	0.967	0.958	0.952	0.955	0.963	0.966	0.970	0.971	0.973	0.964	0.962	0.964	0.970	0.961	0.962	0.961	0.975	0.973	0.967
3 Mo. Roll Avg			0.965	0.966	0.967	0.968	0.967	0.966	0.970	0.980	0.986	0.981	0.973	0.970	0.972	0.968	0.967	0.965	0.964	0.959	0.955	0.957	0.961	0.966	0.969	0.971	0.969	0.966	0.963	0.965	0.965	0.964	0.961	0.966	0.970	0.972

	J 13	J	A	S	O	N	D	J 14	F	M	A	M	J	J	A	S	O	N	D	J 15	F	M	A	M	J	J	A	S	O	N	D	J 16	F	M	A	M
New Listings	128	148	128	164	119	59	46	99	111	160	174	188	172	164	123	150	114	76	59	87	144	189	199	211	194	188	132	137	106	70	39	120	155	157	182	193
Inventory	333	329	326	369	322	280	254	253	279	294	336	378	389	388	363	383	385	348	313	309	318	322	360	415	429	418	394	388	362	317	252	256	275	279	285	273
Sales	117	123	138	98	76	67	101	40	39	62	83	96	126	122	113	83	80	61	70	36	49	86	104	98	147	140	125	107	85	70	90	49	40	94	106	96

(000's)	J 13	J	A	S	O	N	D	J 14	F	M	A	M	J	J	A	S	O	N	D	J 15	F	M	A	M	J	J	A	S	O	N	D	J 16	F	M	A	M
Avg Sale Price	391	384	309	381	374	316	440	306	325	303	403	372	397	375	458	404	358	310	369	393	314	333	397	460	415	456	375	407	382	336	371	409	334	321	398	402
3 Mo. Roll Avg			361	358	355	357	377	354	357	311	344	359	391	381	410	412	407	357	346	357	359	347	348	397	424	444	415	413	388	375	363	372	371	355	351	373

© 2016 Coldwell Banker Real Estate LLC. All Rights Reserved. Coldwell Banker Residential Brokerage fully supports the principles of the Fair Housing Act and the Equal Opportunity Act. Coldwell Banker Residential Brokerage is operated by a subsidiary of NRT LLC. Coldwell Banker and the Coldwell Banker Logo are registered service marks owned by Coldwell Banker Real Estate LLC.

Based on information from Midwest Real Estate Data LLC for the period 6/1/2013 through 5/31/2016. Due to MLS reporting methods and allowable reporting policy, this data is only informational and may not be completely accurate. Therefore, Coldwell Banker Residential Brokerage does not guarantee the data accuracy. Data maintained by the MLS's may not reflect all real estate activity in the market.

