

MLS Area: Lake Bluff



ART WILSON
 Broker, Realtor
 847-363-1599
 www.NorthShoreHomesOnline.com
 Art.Wilson@cbexchange.com



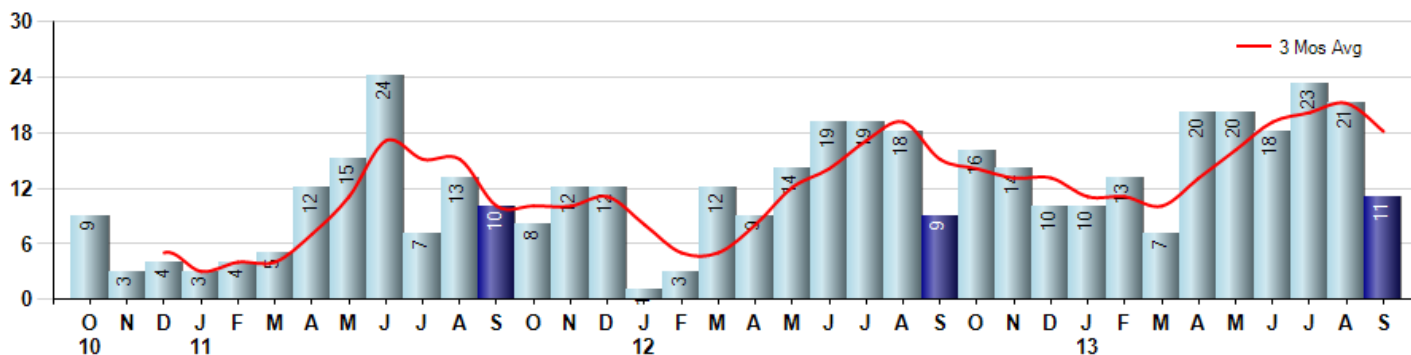
Price Range: \$0 to \$999,999,000 | Properties: Single Family Home, Townhome, Condo

Market Profile & Trends Overview	Month	Trending Versus*:				YTD	Trending Versus*:	
		LM	L3M	PYM	LY		PriorYTD	PriorYear
Median List Price of all Current Listings	\$649,000	↑		↑				
Average List Price of all Current Listings	\$1,305,705	↑		↑				
September Median Sales Price	\$920,000	↑	↑	↑	↑	\$402,500	↑	↑
September Average Sales Price	\$844,182	↑	↑	↑	↑	\$505,417	↑	↑
Total Properties Currently for Sale (Inventory)	75	↓		↓				
September Number of Properties Sold	11	↓		↑		143	↑	
September Average Days on Market (Solds)	37	↓	↓	↓	↓	73	↓	↓
September Month's Supply of Inventory	6.8	↑	↑	↓	↓	4.9	↓	↓
September Sale Price vs List Price Ratio	95.0%	→	↑	↑	↑	93.8%	↑	↑

* LM=Last Month / L3M=Last 3 Months / PYM=Same Month Prior Year / LY=Last Year / YTD = Year-to-date

Property Sales

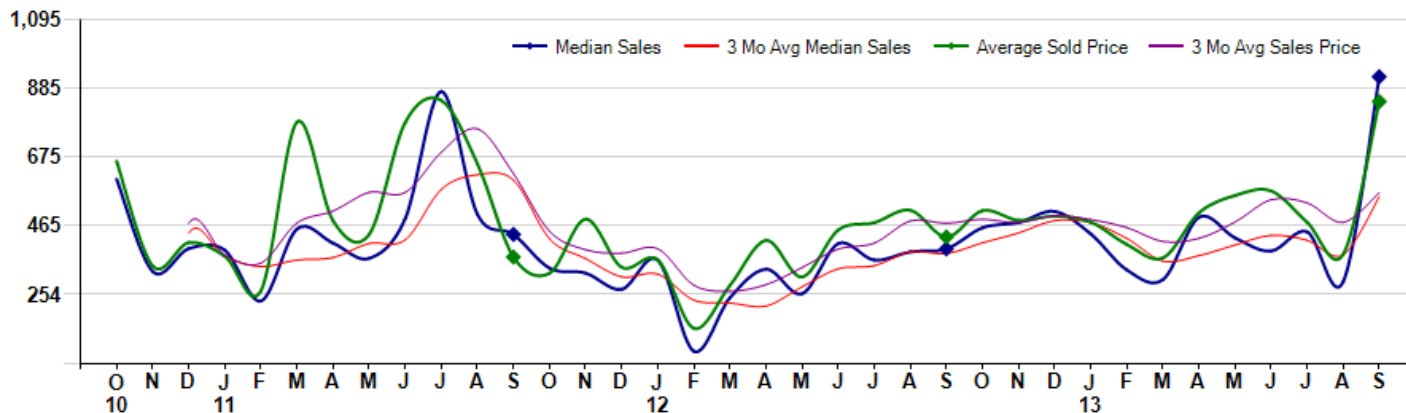
September Property sales were 11, up 22.2% from 9 in September of 2012 and -47.6% lower than the 21 sales last month. September 2013 sales were at their highest level compared to September of 2012 and 2011. September YTD sales of 143 are running 37.5% ahead of last year's year-to-date sales of 104.



Prices

The Median Sales Price in September was \$920,000, up 133.5% from \$394,000 in September of 2012 and up 212.9% from \$294,000 last month. The Average Sales Price in September was \$844,182, up 96.1% from \$430,444 in September of 2012 and up 123.6% from \$377,524 last month. September 2013 ASP was at highest level compared to September of 2012 and 2011.

Median means Middle (the same # of properties sold above and below Median) (000's)



© 2013 Coldwell Banker Real Estate LLC. All Rights Reserved. Coldwell Banker Residential Brokerage fully supports the principles of the Fair Housing Act and the Equal Opportunity Act. Coldwell Banker Residential Brokerage is operated by a subsidiary of NRT LLC. Coldwell Banker and the Coldwell Banker Logo are registered service marks owned by Coldwell Banker Real Estate LLC.

Based on information from Midwest Real Estate Data LLC for the period 10/1/2010 through 9/30/2013. Due to MLS reporting methods and allowable reporting policy, this data is only informational and may not be completely accurate. Therefore, Coldwell Banker Residential Brokerage does not guarantee the data accuracy. Data maintained by the MLS's may not reflect all real estate activity in the market.



MLS Area: Lake Bluff



ART WILSON

Broker, Realtor

847-363-1599

www.NorthShoreHomesOnline.com

Art.Wilson@cbexchange.com



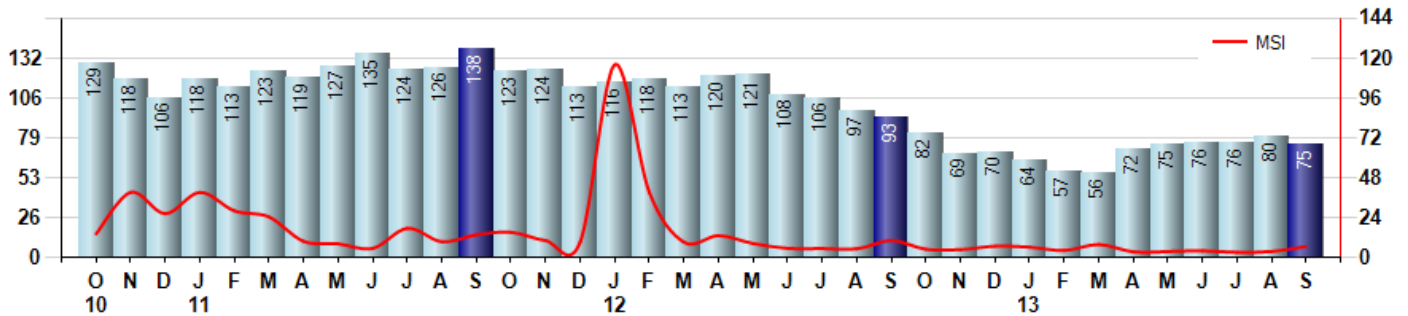
Price Range: \$0 to \$999,999,000 | Properties: Single Family Home, Townhome, Condo

Inventory & MSI

The Total Inventory of Properties available for sale as of September was 75, down -6.3% from 80 last month and down -19.4% from 93 in September of last year. September 2013 Inventory was at the lowest level compared to September of 2012 and 2011.

A comparatively lower MSI is more beneficial for sellers while a higher MSI is better for buyers. The September 2013 MSI of 6.8 months was at its lowest level compared with September of 2012 and 2011.

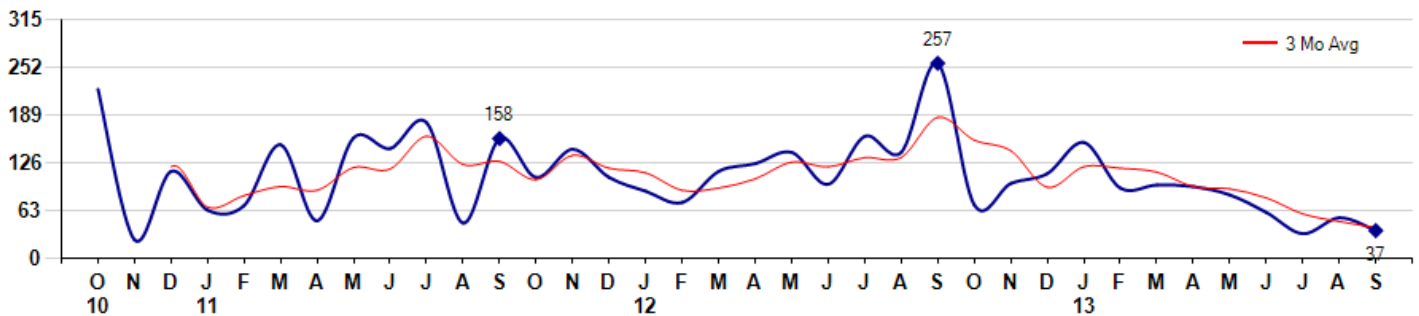
MSI is the # of months needed to sell all of the Inventory at the monthly Sales Pace



Market Time

The average Days On Market(DOM) shows how many days the average Property is on the Market before it sells. An upward trend in DOM tends to indicate a move towards more of a Buyer's market, a downward trend a move towards more of a Seller's market. The DOM for September was 37, down -31.5% from 54 days last month and down -85.6% from 257 days in September of last year. The September 2013 DOM was at its lowest level compared with September of 2012 and 2011.

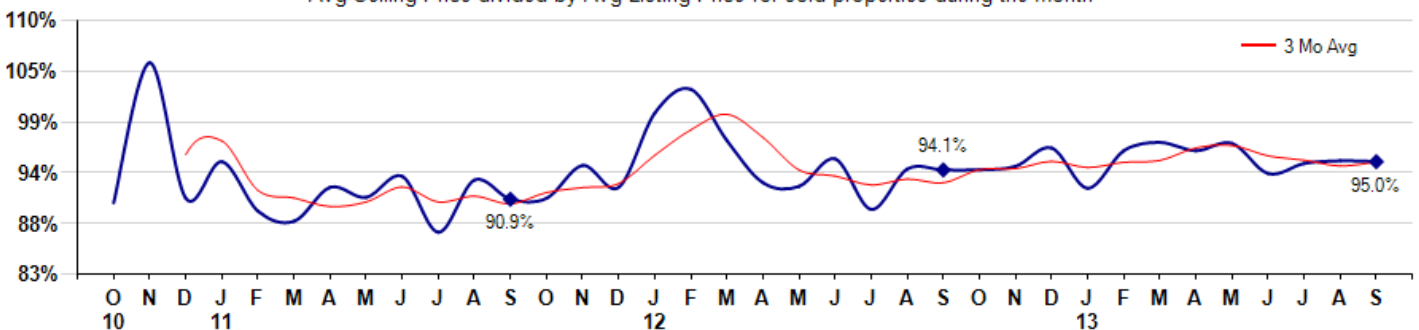
Average Days on Market(Listing to Contract) for properties sold during the month



Selling Price vs Listing Price

The Selling Price vs Listing Price reveals the average amount that Sellers are agreeing to come down from their list price. The lower the ratio is below 100% the more of a Buyer's market exists, a ratio at or above 100% indicates more of a Seller's market. The September 2013 Selling Price vs List Price of 95.0% was down from 95.1% last month and up from 94.1% in September of last year.

Avg Selling Price divided by Avg Listing Price for sold properties during the month



© 2013 Coldwell Banker Real Estate LLC. All Rights Reserved. Coldwell Banker Residential Brokerage fully supports the principles of the Fair Housing Act and the Equal Opportunity Act. Coldwell Banker Residential Brokerage is operated by a subsidiary of NRT LLC. Coldwell Banker and the Coldwell Banker Logo are registered service marks owned by Coldwell Banker Real Estate LLC.

Based on information from Midwest Real Estate Data LLC for the period 10/1/2010 through 9/30/2013. Due to MLS reporting methods and allowable reporting policy, this data is only informational and may not be completely accurate. Therefore, Coldwell Banker Residential Brokerage does not guarantee the data accuracy. Data maintained by the MLS's may not reflect all real estate activity in the market.



MLS Area: Lake Bluff



ART WILSON

Broker, Realtor

847-363-1599

www.NorthShoreHomesOnline.com

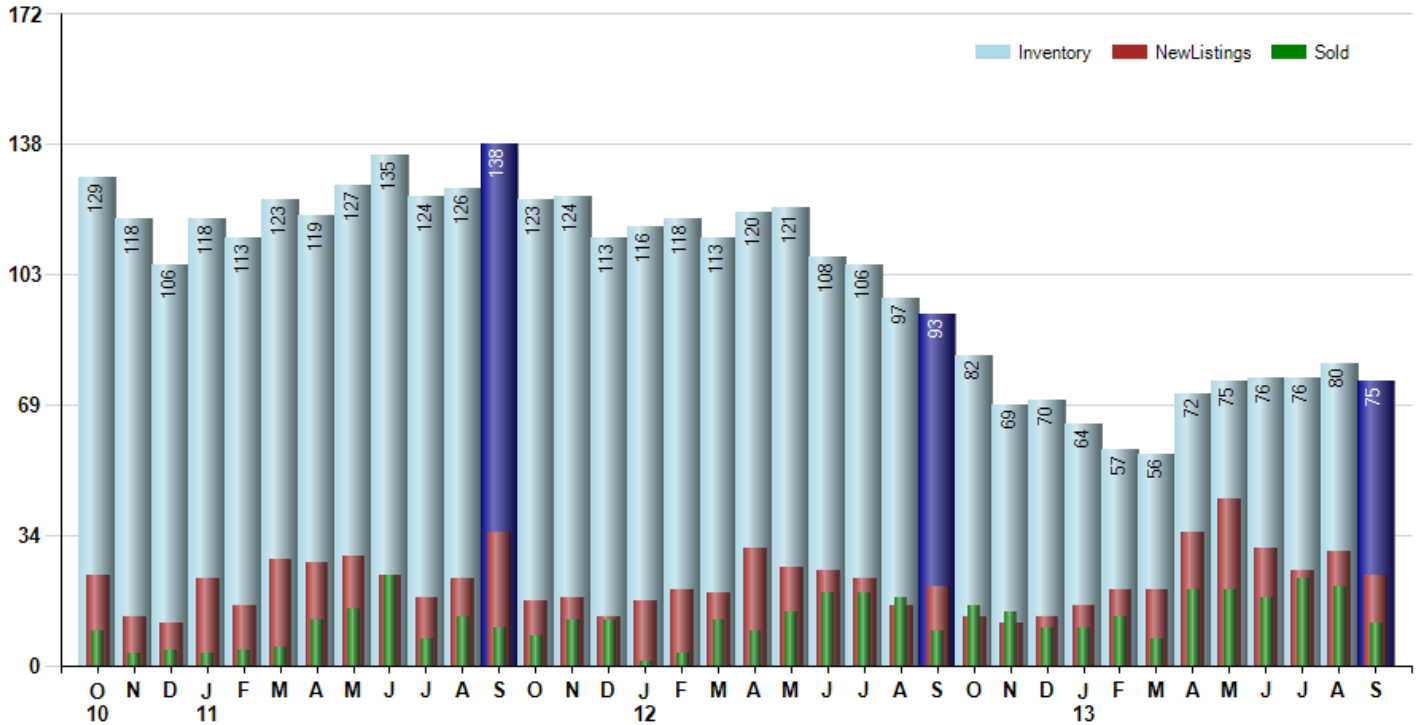
Art.Wilson@cbexchange.com



Price Range: \$0 to \$999,999,000 | Properties: Single Family Home, Townhome, Condo

Inventory / New Listings / Sales

This last view of the market combines monthly inventory of Properties for sale along with New Listings and Sales. The graph shows the basic annual seasonality of the market as well as the relationship between these items. The number of New Listings in September 2013 was 24, down -20.0% from 30 last month and up 14.3% from 21 in September of last year.



© 2013 Coldwell Banker Real Estate LLC. All Rights Reserved. Coldwell Banker Residential Brokerage fully supports the principles of the Fair Housing Act and the Equal Opportunity Act. Coldwell Banker Residential Brokerage is operated by a subsidiary of NRT LLC. Coldwell Banker and the Coldwell Banker Logo are registered service marks owned by Coldwell Banker Real Estate LLC.

Based on information from Midwest Real Estate Data LLC for the period 10/1/2010 through 9/30/2013. Due to MLS reporting methods and allowable reporting policy, this data is only informational and may not be completely accurate. Therefore, Coldwell Banker Residential Brokerage does not guarantee the data accuracy. Data maintained by the MLS's may not reflect all real estate activity in the market.



MARKET ACTION REPORT

September 2013

MLS Area: Lake Bluff



ART WILSON
 Broker, Realtor
 847-363-1599
 www.NorthShoreHomesOnline.com
 Art.Wilson@cbexchange.com



Price Range: \$0 to \$999,999,000 | Properties: Single Family Home, Townhome, Condo

	O 10	N	D	J 11	F	M	A	M	J	J	A	S	O	N	D	J 12	F	M	A	M	J	J	A	S	O	N	D	J 13	F	M	A	M	J	J	A	S
Homes Sold	9	3	4	3	4	5	12	15	24	7	13	10	8	12	12	1	3	12	9	14	19	19	18	9	16	14	10	10	13	7	20	20	18	23	21	11
3 Mo. Roll Avg			5	3	4	4	7	11	17	15	15	10	10	10	11	8	5	5	8	12	14	17	19	15	14	13	13	11	11	10	13	16	19	20	21	18

	(000's) O 10	N	D	J 11	F	M	A	M	J	J	A	S	O	N	D	J 12	F	M	A	M	J	J	A	S	O	N	D	J 13	F	M	A	M	J	J	A	S
Median Sale Price	608	325	395	390	235	455	412	365	487	875	500	438	335	320	271	360	81	245	332	257	410	360	385	394	459	475	509	440	330	300	491	428	388	446	294	920
3 Mo. Roll Avg			443	370	340	360	367	411	421	576	621	604	424	365	309	317	237	229	219	278	333	342	385	380	413	442	481	474	426	357	373	406	435	420	376	553

	O 10	N	D	J 11	F	M	A	M	J	J	A	S	O	N	D	J 12	F	M	A	M	J	J	A	S	O	N	D	J 13	F	M	A	M	J	J	A	S
Inventory	129	118	106	118	113	123	119	127	135	124	126	138	123	124	113	116	118	113	120	121	108	106	97	93	82	69	70	64	57	56	72	75	76	76	80	75
MSI	14	39	27	39	28	25	10	8	6	18	10	14	15	10	9	116	39	9	13	9	6	6	5	10	5	5	7	6	4	8	4	4	4	3	4	7

	O 10	N	D	J 11	F	M	A	M	J	J	A	S	O	N	D	J 12	F	M	A	M	J	J	A	S	O	N	D	J 13	F	M	A	M	J	J	A	S
Days On Market	223	25	115	64	70	150	50	159	145	179	47	158	107	144	107	89	74	115	125	140	98	161	140	257	71	99	112	153	93	97	95	84	61	33	54	37
3 Mo. Roll Avg			121	68	83	95	90	120	118	161	124	128	104	136	119	113	90	93	105	127	121	133	133	186	156	142	94	121	119	114	95	92	80	59	49	41

	O 10	N	D	J 11	F	M	A	M	J	J	A	S	O	N	D	J 12	F	M	A	M	J	J	A	S	O	N	D	J 13	F	M	A	M	J	J	A	S
Price per Sq Ft	226	202	142	149	153	250	184	180	197	250	238	186	167	183	159	134	85	145	161	151	178	196	207	183	203	186	190	199	168	181	214	198	175	196	173	316
3 Mo. Roll Avg			190	164	148	184	196	205	187	209	228	225	197	179	170	159	126	121	130	152	163	175	194	195	198	191	193	192	186	183	188	198	196	190	181	228

	O 10	N	D	J 11	F	M	A	M	J	J	A	S	O	N	D	J 12	F	M	A	M	J	J	A	S	O	N	D	J 13	F	M	A	M	J	J	A	S
Sale to List Price	0.905	1.058	0.910	0.950	0.896	0.885	0.922	0.911	0.934	0.873	0.930	0.909	0.910	0.946	0.922	1.003	1.029	0.973	0.927	0.923	0.953	0.898	0.942	0.941	0.941	0.945	0.965	0.921	0.962	0.971	0.962	0.970	0.937	0.948	0.951	0.950
3 Mo. Roll Avg			0.958	0.973	0.919	0.910	0.901	0.906	0.922	0.906	0.912	0.904	0.916	0.922	0.926	0.957	0.985	1.002	0.976	0.941	0.934	0.925	0.931	0.927	0.941	0.942	0.950	0.944	0.949	0.951	0.965	0.968	0.956	0.952	0.945	0.950

	O 10	N	D	J 11	F	M	A	M	J	J	A	S	O	N	D	J 12	F	M	A	M	J	J	A	S	O	N	D	J 13	F	M	A	M	J	J	A	S
New Listings	24	13	11	23	16	28	27	29	24	18	23	35	17	18	13	17	20	19	31	26	25	23	16	21	13	11	13	16	20	20	35	44	31	25	30	24
Inventory	129	118	106	118	113	123	119	127	135	124	126	138	123	124	113	116	118	113	120	121	108	106	97	93	82	69	70	64	57	56	72	75	76	76	80	75
Sales	9	3	4	3	4	5	12	15	24	7	13	10	8	12	12	1	3	12	9	14	19	19	18	9	16	14	10	10	13	7	20	20	18	23	21	11

	(000's) O 10	N	D	J 11	F	M	A	M	J	J	A	S	O	N	D	J 12	F	M	A	M	J	J	A	S	O	N	D	J 13	F	M	A	M	J	J	A	S
Avg Sale Price	662	342	413	372	266	782	480	438	781	848	654	369	320	485	338	360	151	283	420	308	451	474	512	430	511	481	494	476	408	367	504	557	571	475	378	844
3 Mo. Roll Avg			472	376	350	473	509	567	566	689	761	624	448	391	381	394	283	265	285	337	393	411	479	472	485	474	495	484	459	417	426	476	544	535	475	566

© 2013 Coldwell Banker Real Estate LLC. All Rights Reserved. Coldwell Banker Residential Brokerage fully supports the principles of the Fair Housing Act and the Equal Opportunity Act. Coldwell Banker Residential Brokerage is operated by a subsidiary of NRT LLC. Coldwell Banker and the Coldwell Banker Logo are registered service marks owned by Coldwell Banker Real Estate LLC.

Based on information from Midwest Real Estate Data LLC for the period 10/1/2010 through 9/30/2013. Due to MLS reporting methods and allowable reporting policy, this data is only informational and may not be completely accurate. Therefore, Coldwell Banker Residential Brokerage does not guarantee the data accuracy. Data maintained by the MLS's may not reflect all real estate activity in the market.

